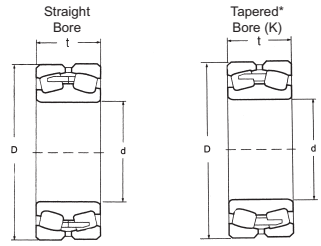


# Spherical Roller Bearings 22200 Series

www.exvalos.cz

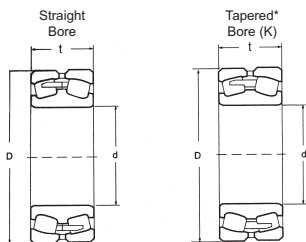


| Bearing Number | Dimensions (mm) |      |             | Basic Load Ratings (kN) |          | Limiting Speeds (rev/min) |      | Weight kg |
|----------------|-----------------|------|-------------|-------------------------|----------|---------------------------|------|-----------|
|                | Bore d          | OD D | Thickness t | $C_r$                   | $C_{or}$ | Grease                    | Oil  |           |
| 22206          | 30              | 62   | 20          | 33.50                   | 38.2     | 5300                      | 6700 | 0.287     |
| 22207          | 35              | 72   | 23          | 45.20                   | 59.5     | 4800                      | 6000 | 0.432     |
| 22208          | 40              | 80   | 23          | 49.80                   | 68.50    | 4500                      | 5600 | 0.555     |
| 22209          | 45              | 85   | 23          | 52.20                   | 73.20    | 4000                      | 5000 | 0.590     |
| 22210          | 50              | 90   | 23          | 57.20                   | 73.20    | 3800                      | 4800 | 0.692     |
| 22211          | 55              | 100  | 25          | 66.00                   | 87.20    | 3400                      | 4300 | 0.860     |
| 22212          | 60              | 110  | 28          | 89.98                   | 122.00   | 3200                      | 4000 | 1.198     |
| 22213          | 65              | 120  | 31          | 97.35                   | 128.00   | 2800                      | 3600 | 1.551     |
| 22214          | 70              | 125  | 31          | 104.50                  | 142.00   | 2600                      | 3400 | 1.660     |
| 22215          | 75              | 130  | 31          | 104.50                  | 142.00   | 2400                      | 3200 | 1.730     |
| 22216          | 80              | 140  | 33          | 126.50                  | 180.00   | 2200                      | 3000 | 2.280     |
| 22217          | 85              | 150  | 36          | 159.50                  | 228      | 2000                      | 2800 | 2.830     |
| 22218          | 90              | 160  | 40          | 184.80                  | 272.00   | 1900                      | 2600 | 4.010     |
| 22219          | 95              | 170  | 43          | 233.20                  | 322.00   | 1800                      | 2400 | 4.550     |
| 22220          | 100             | 180  | 46          | 244.20                  | 358.00   | 1700                      | 2200 | 5.124     |
| 22222          | 110             | 200  | 53          | 316.80                  | 465.00   | 1500                      | 1900 | 7.000     |
| 22224          | 120             | 215  | 58          | 376.20                  | 565.00   | 1300                      | 1700 | 9.070     |
| 22226          | 130             | 236  | 64          | 448.80                  | 708.00   | 1200                      | 1600 | 11.370    |
| 22228          | 140             | 250  | 68          | 525.80                  | 805.00   | 1000                      | 1400 | 14.200    |
| 22230          | 150             | 270  | 73          | 558.80                  | 875.00   | 950                       | 1300 | 18.420    |
| 22232          | 160             | 290  | 80          | 706.20                  | 1140.00  | 900                       | 1200 | 23.500    |
| 22234          | 170             | 310  | 86          | 792.00                  | 1300.00  | 850                       | 1100 | 28.800    |
| 22236          | 180             | 320  | 86          | 808.60                  | 1370.00  | 800                       | 1000 | 30.900    |
| 22238          | 190             | 340  | 92          | 899.80                  | 1510.00  | 750                       | 950  | 37.410    |
| 22240          | 200             | 360  | 98          | 1518.00                 | 2640.00  | 750                       | 1000 | 43.900    |

\* For tapered bore bearings add suffix "K"

\* Add Suffix 'CC' or 'CA' or 'MB' for respective cage type

# 22300 Series



Spherical Roller Bearings

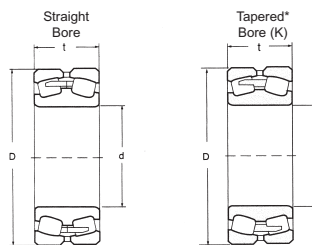
| Bearing Number | Dimensions (mm) |         |                | Basic Load Ratings (kN) |          | Limiting Speeds (rev/min) |      | Weight kg |
|----------------|-----------------|---------|----------------|-------------------------|----------|---------------------------|------|-----------|
|                | Bore<br>d       | OD<br>D | Thickness<br>t | $C_r$                   | $C_{or}$ | Grease                    | Oil  |           |
| 22308          | 40              | 90      | 33             | 73.5                    | 90.50    | 4000                      | 5000 | 1.041     |
| 22309          | 45              | 100     | 36             | 108.0                   | 140.00   | 3600                      | 4500 | 1.387     |
| 22310          | 50              | 110     | 40             | 140.8                   | 170.00   | 3400                      | 4300 | 1.827     |
| 22311          | 55              | 120     | 43             | 170.5                   | 198.00   | 3000                      | 3800 | 2.299     |
| 22312          | 60              | 130     | 46             | 184.8                   | 225.00   | 2800                      | 3600 | 2.881     |
| 22313          | 65              | 140     | 48             | 206.8                   | 252.00   | 2400                      | 3200 | 3.494     |
| 22314          | 70              | 150     | 51             | 253.0                   | 315.00   | 2200                      | 3000 | 4.212     |
| 22315          | 75              | 160     | 55             | 288.2                   | 388.00   | 2000                      | 2800 | 5.225     |
| 22316          | 80              | 170     | 58             | 316.8                   | 405.00   | 1900                      | 2600 | 6.296     |
| 22317          | 85              | 180     | 60             | 338.8                   | 440.00   | 1800                      | 2400 | 7.360     |
| 22318          | 90              | 190     | 64             | 401.5                   | 542.00   | 1700                      | 2200 | 8.878     |
| 22139          | 95              | 200     | 67             | 423.5                   | 570.00   | 1600                      | 2000 | 10.380    |
| 22320          | 100             | 215     | 73             | 495.0                   | 668.00   | 1400                      | 1800 | 12.941    |
| 22322          | 110             | 240     | 80             | 599.5                   | 832.00   | 1200                      | 1600 | 17.850    |
| 22324          | 120             | 260     | 86             | 709.5                   | 992.00   | 1100                      | 1500 | 22.378    |
| 22326          | 130             | 280     | 93             | 794.2                   | 1140.00  | 950                       | 1300 | 28.130    |
| 22328          | 140             | 300     | 102            | 907.5                   | 1340.00  | 900                       | 1200 | 34.840    |
| 22330          | 150             | 320     | 108            | 1230.0                  | 1600.00  | 1200                      | 1500 | 43.600    |
| 22332          | 160             | 340     | 114            | 1380.0                  | 1790.00  | 1100                      | 1400 | 51.900    |
| 22334          | 170             | 360     | 120            | 1265.0                  | 2060.00  | 750                       | 950  | 60.750    |
| 22336          | 180             | 380     | 126            | 1386.0                  | 2270.00  | 700                       | 900  | 60.080    |
| 22338          | 190             | 400     | 132            | 1529.0                  | 2530.00  | 670                       | 850  | 83.220    |

\* For tapered bore bearings add suffix "K"

\* Add Suffix 'CC' or 'CA' or 'MB' for respective cage type

## 23000 Series

www.exvalos.cz



| Bearing Number | Principal Dimensions (mm) |     |    | Basic Load Ratings (kN) |          | Limiting Speeds (rev/min) |      | Weight kg |
|----------------|---------------------------|-----|----|-------------------------|----------|---------------------------|------|-----------|
|                | d                         | D   | t  | $C_r$                   | $C_{or}$ | Grease                    | Oil  |           |
| 23022          | 110                       | 170 | 45 | 286                     | 478      | 2100                      | 2800 | 3.96      |
| 23024          | 120                       | 180 | 46 | 299                     | 517      | 1900                      | 2600 | 4.35      |
| 23026          | 130                       | 200 | 52 | 377                     | 654      | 1700                      | 2300 | 6.17      |
| 23028          | 140                       | 210 | 53 | 428                     | 737      | 1600                      | 2200 | 6.87      |
| 23030          | 150                       | 225 | 56 | 467                     | 812      | 1500                      | 2000 | 8.25      |
| 23032          | 160                       | 240 | 60 | 539                     | 944      | 1400                      | 1900 | 10.2      |
| 23034          | 170                       | 260 | 67 | 609                     | 1110     | 1300                      | 1700 | 13.4      |
| 23036          | 180                       | 280 | 74 | 710                     | 1290     | 1200                      | 1600 | 17.6      |
| 23038          | 190                       | 290 | 75 | 736                     | 1370     | 1100                      | 1500 | 18.8      |
| 23040          | 200                       | 310 | 82 | 890                     | 1670     | 1000                      | 1400 | 24.10     |

\* For tapered bore bearings add suffix "K"

\* Add Suffix 'CC' or 'CA' or 'MB' for respective cage type

## 23100 Series

|       |     |     |     |      |      |      |      |       |
|-------|-----|-----|-----|------|------|------|------|-------|
| 23120 | 100 | 165 | 52  | 297  | 493  | 2200 | 3000 | 4.58  |
| 23122 | 110 | 180 | 56  | 346  | 591  | 2000 | 2700 | 5.76  |
| 23124 | 120 | 200 | 62  | 447  | 760  | 1800 | 2400 | 8.33  |
| 23128 | 140 | 225 | 68  | 561  | 934  | 1500 | 2100 | 10.80 |
| 23136 | 180 | 300 | 96  | 1000 | 1800 | 1100 | 1500 | 28.40 |
| 23140 | 200 | 340 | 112 | 1240 | 2250 | 980  | 1300 | 43.70 |
| 23144 | 220 | 370 | 120 | 1440 | 2700 | 880  | 1200 | 54.80 |

\* For tapered bore bearings add suffix "K"

\* Add Suffix 'CC' or 'CA' or 'MB' for respective cage type