

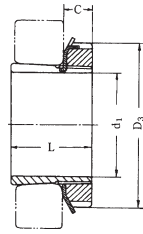
Adapter Sleeves

With Lock Nuts and Lock Washer

Series H 200 / HE 200

HS 200 / HA 200

Adapter Sleeve Number				Dimensions								Weight (kg)
				d ₁				L mm	D ₃ mm	C mm		
H	HE	HS	HA	H mm	HEin.	HSin.	HAin.					
H 205	HE 205	–	–	20	3/4	–	–	26	38	8	0.070	
H 206	06	–	HA 206	25	1	–	15/16	27	45	8	0.099	
H 207	–	HS 207	07	30	–	1 1/8	1 3/16	29	52	9	0.125	
H 208	HE 208	HS 208	–	35	1 1/4	1 3/8	–	31	58	10	0.174	
H 209	09	09	HA 209	40	1 1/2	1 5/8	1 7/16	33	65	11	0.226	
H 210	10	–	10	45	1 3/4	–	1 11/16	35	70	12	0.274	
H 211	HE 211	HS 211	HA 211	50	2	1 7/8	1 5/16	37	75	12	0.308	
H 212	–	12	–	55	–	2 1/8	–	38	80	13	0.346	
H 213	13	13	13	60	2 1/4	2 3/8	2 3/16	40	85	14	0.401	
H 214	–	–	–	60	–	–	–	41	92	14	0.550	
H 215	HE 215	HS 215	HA 215	65	2 1/2	2 5/8	2 7/16	43	98	15	0.708	
H 216	16	–	16	70	2 3/4	–	2 11/16	46	105	17	0.881	
H 217	HE 217	HE 217	HE 217	75	3	2 7/8	2 5/16	50	110	18	1.02	
H 218	–	18	–	80	–	3 1/8	–	52	120	18	1.18	
H 219	19	–	–	85	3 1/4	–	–	55	125	19	1.37	
H 220	HE 220	–	–	90	3 1/2	–	–	58	130	20	1.49	
H 221	–	–	–	95	–	–	–	60	140	20	1.70	
H 222	22	–	–	100	4	–	–	63	145	21	1.93	



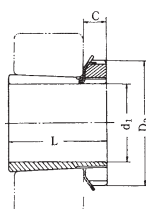
Series H 300 / HE 300 HS 300 / HA 300

Adapter Sleeve Number				Dimensions								Weight (kg)
				d ₁				L mm	D ₃ mm	C mm		
H	HE	HS	HA	H mm	HEin.	HSin.	HAin.					
H 305	HE 305	–	–	20	3/4	–	–	29	38	8	0.075	
H 306	06	–	HA 306	25	1	–	15/16	31	45	8	0.109	
H 307	–	HS 307	07	30	–	1 1/8	1 3/16	35	52	9	0.142	
H 308	HE 308	HS 308	–	35	1 1/4	1 3/8	–	36	58	10	0.189	
H 309	09	09	HA 309	40	1 1/2	1 5/8	1 7/16	39	65	11	0.248	
H 310	10	–	10	45	1 3/4	–	1 11/16	42	70	12	0.302	
H 311	HE 311	HS 311	HA 311	50	2	1 7/8	1 15/16	45	75	12	0.345	
H 312	–	12	–	55	–	2 1/8	–	47	80	13	0.393	
H 313	13	13	13	60	2 1/4	2 3/8	2 3/16	50	85	14	0.459	
H 314	–	–	–	60	–	–	–	52	92	14	0.723	
H 315	HE 315	HS 315	HA 315	65	2 1/2	2 5/8	2 7/16	55	98	15	0.830	
H 316	16	–	16	70	2 3/4	–	2 11/16	59	105	17	1.03	
H 317	HE 317	HE 317	HE 317	75	3	2 7/8	2 15/16	63	110	18	1.18	
H 318	–	18	–	80	–	3 1/8	–	65	120	18	1.37	
H 319	19	–	–	85	3 1/4	–	–	68	125	19	1.56	
H 320	HE 320	–	–	90	3 1/2	–	–	71	130	20	1.69	
H 321	–	–	–	95	–	–	–	74	140	20	1.93	
H 322	22	–	–	100	4	–	–	77	145	21	2.18	

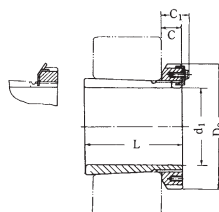
Series

H 2300 / HE 2300

HS 2300 / HA 2300



With Lock Washer

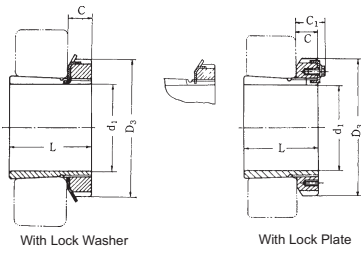


With Lock Plate

Adapter Sleeves

Adapter Sleeve Number				Dimensions								Weight (kg)
				d ₁				L mm	D ₃ mm	C mm	C ₁ mm	
H	HE	HS	HA	H mm	HEin.	HSin.	HAin.					
H 2305	HE 2305	-	-	20	3/4	-	-	35	38	8	-	0.087
H 2306	06	-	HA 2306	25	1	-	15/16	38	45	8	-	0.126
H 2307	-	HS 2307	07	30	-	1 1/8	1 3/16	43	52	9	-	0.165
H 2308	HE 2308	HS 2308	-	35	1 1/4	1 3/8	-	46	58	10	-	0.224
H 2309	09	09	HA 2309	40	1 1/2	1 5/8	1 7/16	50	65	11	-	0.280
H 2310	10	-	10	45	1 3/4	-	1 11/16	55	70	12	-	0.362
H 2311	HE 2311	HS 2311	HA 2311	50	2	1 7/8	1 5/16	59	75	12	-	0.420
H 2312	-	12	-	55	-	2 1/8	-	62	80	13	-	0.480
H 2313	13	13	13	60	2 1/4	2 3/8	2 3/16	65	85	14	-	0.556
H 2314	-	-	-	60	-	-	-	68	92	14	-	0.897
H 2315	HE 2315	HS 2315	HA 2315	65	2 1/2	2 5/8	2 7/16	73	98	15	-	1.05
H 2316	16	-	16	70	2 3/4	-	2 11/16	78	105	17	-	1.28
H 2317	HE 2317	HE 2317	HE 2317	75	3	2 7/8	2 5/16	82	110	18	-	1.45
H 2318	-	18	-	80	-	3 1/8	-	86	120	18	-	1.70
H 2319	19	-	-	85	3 1/4	-	-	90	125	19	-	1.94
H 2320	HE 2320	-	-	90	3 1/2	-	-	97	130	20	-	2.15
H 2322	22	-	-	100	4	-	-	105	145	21	-	2.74
H 2324	HE 2324	-	-	110	4 1/4	-	-	112	155	22	-	3.20
H 2326	26	-	-	115	4 1/2	-	-	121	165	23	-	4.60
H 2328	28	-	-	125	5	-	-	131	180	24	-	5.52
H 2330	HE 2330	-	-	135	5 1/4	-	-	139	195	26	-	6.60
H 2332	32	-	-	140	5 1/2	-	-	147	210	28	-	9.15
H 2332	34	-	-	150	6	-	-	154	220	29	-	10.4
H 2336	HE 2336	-	-	160	6 1/2	-	-	161	230	30	-	11.3
H 2338	38	-	-	170	6 3/4	-	-	169	240	31	-	12.6
H 2340	40	-	-	180	7	-	-	176	250	32	-	13.9
H 2344	-	-	-	200	-	-	-	183	280	32	44	16.6
H 2348	-	-	-	220	-	-	-	196	300	34	46	19.7
H 2352	-	-	-	240	-	-	-	208	330	36	49	24.2
H 2356	-	-	-	260	-	-	-	221	350	38	51	27.8

Series H 3000 / HE 3000



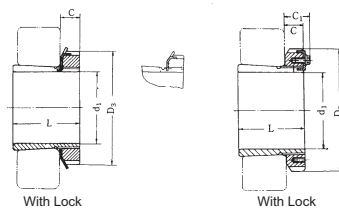
With Lock Washer

With Lock Plate

Adapter Sleeve Number		d ₁		Dimensions (mm)				Weight (kg)
H	HE	H mm	HEin	L	D ₃	C	C ₁	
H 3024	HE 3024	110	4 ¹ / ₄	72	145	22	–	1.96
H 3026	HE 26	115	4 ¹ / ₂	80	155	23	–	2.85
H 3028	HE 28	125	5	82	165	24	–	3.18
H 3030	HE 3030	135	5 ¹ / ₄	87	180	26	–	3.90
H 3032	HE 32	140	5 ¹ / ₂	93	190	28	–	5.20
H 3034	HE 34	150	6	101	200	29	–	6.00
H 3036	HE 3036	160	6 ¹ / ₂	109	210	30	–	6.85
H 3038	38	170	6 ³ / ₄	112	220	31	–	7.45
H 3040	40	180	7	120	240	32	–	9.20
H 3044	–	200	–	128	260	30	41	10.3
H 3048	–	220	–	133	290	34	46	13.4
H 3052	–	240	–	147	300	34	46	15.6
H 3056	–	260	–	152	330	38	50	17.7
H 3060	–	280	–	168	360	42	54	22.8
H 3064	–	300	–	171	380	42	55	24.6
H 3068	–	320	–	187	400	45	58	28.6
H 3072	–	340	–	188	420	45	58	30.6
H 3076	–	360	–	193	450	48	62	35.8
H 3080	–	380	–	210	470	52	66	41.5
H 3084	–	400	–	212	490	52	66	43.6
H 3088	–	410	–	228	520	60	77	65.5
H 3092	–	430	–	234	540	60	77	69.4
H 3096	–	450	–	237	560	60	77	73.5
H 30/500	–	470	–	247	580	68	85	82.0

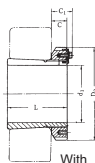
Adapter Sleeves

Series H 3100 / HE 3100



Adapter Sleeves

Adapter Sleeve Number		d_1		Dimensions (mm)				Weight (kg)
H	HE	H mm	HE in	L	D_3	C	C_1	
H 3122	HE 3122	100	4	81	145	21	—	2.25
H 3124	24	110	4 ^{1/4}	88	155	22	—	2.64
H 3126	26	115	4 ^{1/2}	92	165	23	—	3.66
H 3128	HE 3128	125	5	97	180	24	—	4.34
H 3130	30	135	5 ^{1/4}	111	195	26	—	5.54
H 3132	32	140	5 ^{1/2}	119	210	28	—	7.70
H 3134	HE 3134	150	6	122	220	29	—	8.40
H 3136	36	160	6 ^{1/2}	131	230	30	—	9.50
H 3138	38	170	6 ^{3/4}	141	240	31	—	10.8
H 3140	HE 3140	180	7	150	250	32	—	12.1
H 3144	—	200	—	158	280	32	44	14.7
H 3148	—	220	—	169	300	34	46	17.3
H 3152	—	240	—	187	330	36	49	22.0
H 3156	—	260	—	192	350	38	51	24.5
H 3160	—	280	—	208	380	40	53	30.3
H 3164	—	300	—	226	400	42	56	35.0
H 3168	—	320	—	254	440	55	72	49.5
H 3172	—	340	—	259	460	58	75	54.5
H 3176	—	360	—	264	490	60	77	61.6
H 3180	—	380	—	272	520	62	82	70.8
H 3184	—	400	—	304	540	70	90	84.5
H 3188	—	410	—	307	560	70	90	108.0
H 3192	—	430	—	326	580	75	95	116.0
H 3196	—	450	—	335	620	75	95	133.0
H 31/500	—	470	—	356	630	80	100	146.0


www.exvalos.cz

Series H 3200

Adapter Sleeve Number	Dimensions (mm)					Weight (kg)
	d_1	L	D_3	C	C_1	
H 3260	280	240	380	40	53	34.0
H 3264	300	258	400	42	56	39.4
H 3268	320	288	440	55	72	54.6
H 3272	340	299	460	58	75	60.2
H 3276	360	310	490	60	77	69.6
H 3280	380	328	520	62	82	81.0
H 3284	400	352	540	70	90	94.0
H 3288	410	361	560	70	90	118.0
H 3292	430	382	580	75	95	132.0
H 3296	450	397	620	75	95	152.0
H 32/500	470	428	630	80	100	166.0